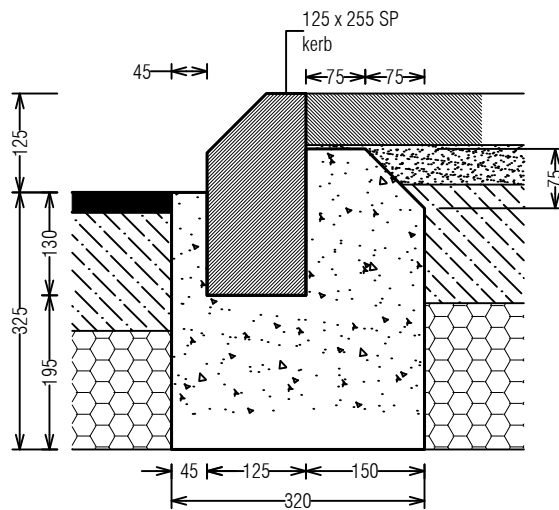
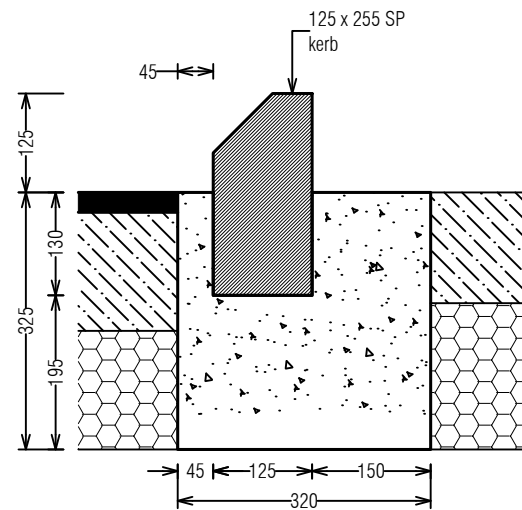


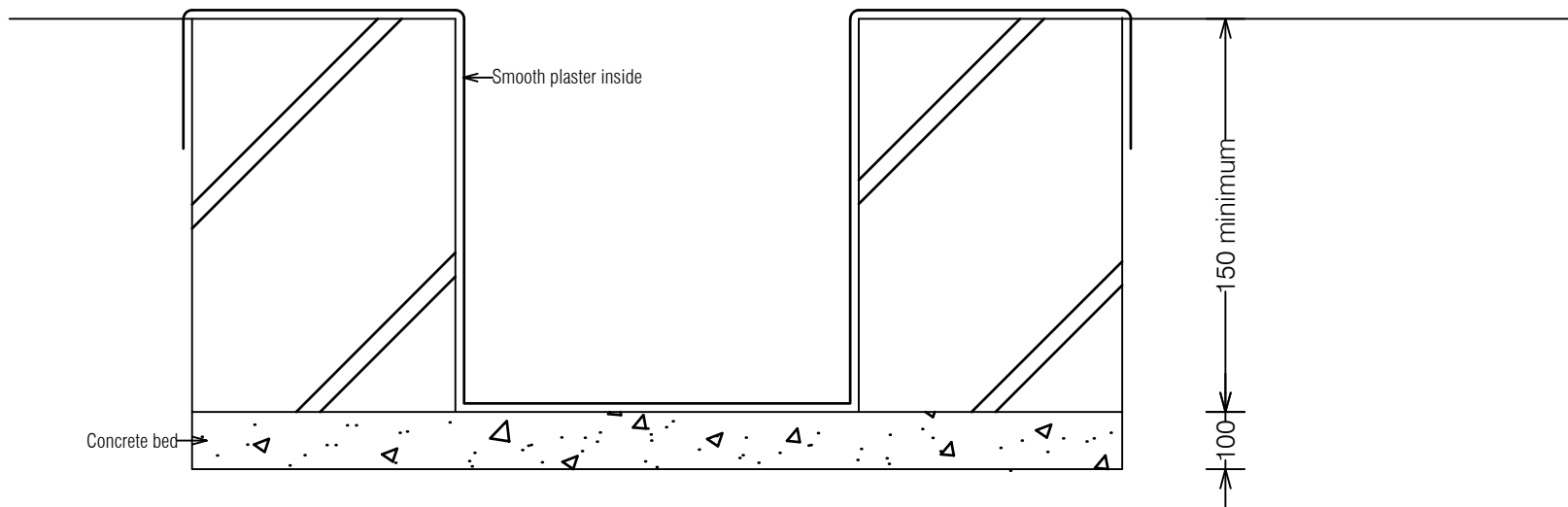
DRIVEWAY PAVEMENT DETAIL
(SCALE: NTS)



CONTINUOUS KERBING DETAIL
(SCALE: NTS)



INTERMITTENT KERBING DETAIL
(SCALE: NTS)



DRAIN DETAILS
(SCALE: NTS)

NOTES

1. READ THIS DRAWING IN CONJUNCTION WITH RELEVANT ARCHITECTURAL AND STRUCTURAL DRAWINGS AND REPORT ANY DISCREPANCIES TO THE ENGINEER.
2. ALL REINFORCED CONCRETE TO BE 1 : 1.5 : 3 MIX (CLASS 25/20), and ALL MASS CONCRETE TO BE CLASS C15
3. ALL AGGREGATE TO BE FROM AN APPROVED QUARRY.
4. COVER TO REINFORCEMENT TO BE 25mm IN BOTH BEAMS AND SLAB and 50mm IN THE BASE
5. USE FIGURED DIMENSIONS ONLY DO NOT SCALE. ALL DIMENSIONS IN MILLIMETRES
6. REINFORCEMENT LAP LENGTH TO BE
T10 - 300
T12 - 340
T16 - 720
T20 - 950
7. GROUND FLOOR SLAB REINFORCED WITH A98 35mm FROM THE TOP.
8. REINFORCEMENT TO BE CHECKED AND APPROVED BEFORE PROCEEDING WITH POURING OF CONCRETE.

DO NOT SCALE OFF FROM THIS DRAWING. CONTRACTOR MUST CHECK ON SITE. ALL DIMENSIONS AND INFORMATION PROVIDED. ANY QUERIES OR DISCREPANCIES MUST BE REFERRED TO THE PROJECT ARCHITECT BEFORE MATERIALS ARE BOUGHT OR WORK PUT IN HAND.

THE CONTRACTOR IS RESPONSIBLE FOR THE STRUCTURAL STABILITY AND EFFICIENT PERFORMANCE OF HIS/HER WORK.



MALAWI GOVERNMENT
BUILDINGS DEPARTMENT
PRIVATE BAG B 365
LILONGWE 3.

Tel: 01 788 742 Fax: 01 788 259 E-mail: buildings.department@malawi.net

No.	DESCRIPTION	BY	DATE
-----	-------------	----	------

REVISIONS



THE CHIEF EXECUTIVE OFFICER
MALAWI ENERGY REGULATORY AUTHORITY
PRIVATE BAG B-496
CAPITAL CITY
LILONGWE 3.

PROJECT TITLE
STANDARDS AND REQUIREMENTS FOR CONSTRUCTION OF LPG TANK FARM

CLIENT
MALAWI ENERGY REGULATORY AUTHORITY

DRAWING NAME
DRIVE WAY AND DRAIN DETAILS

DESIGNED & DRAWN J. MUSOPOLE	DATE MARCH 2020	SCALE AS SHOWN
CHECKED J. MUSOPOLE	CHIEF STR. ENGINEER C.M. MULAGA	D.O.B H.J.K. CHUDZU

PROJECT ENGINEER J. MUSOPOLE	PROJECT NUMBER
FILE NUMBER	DRAWING